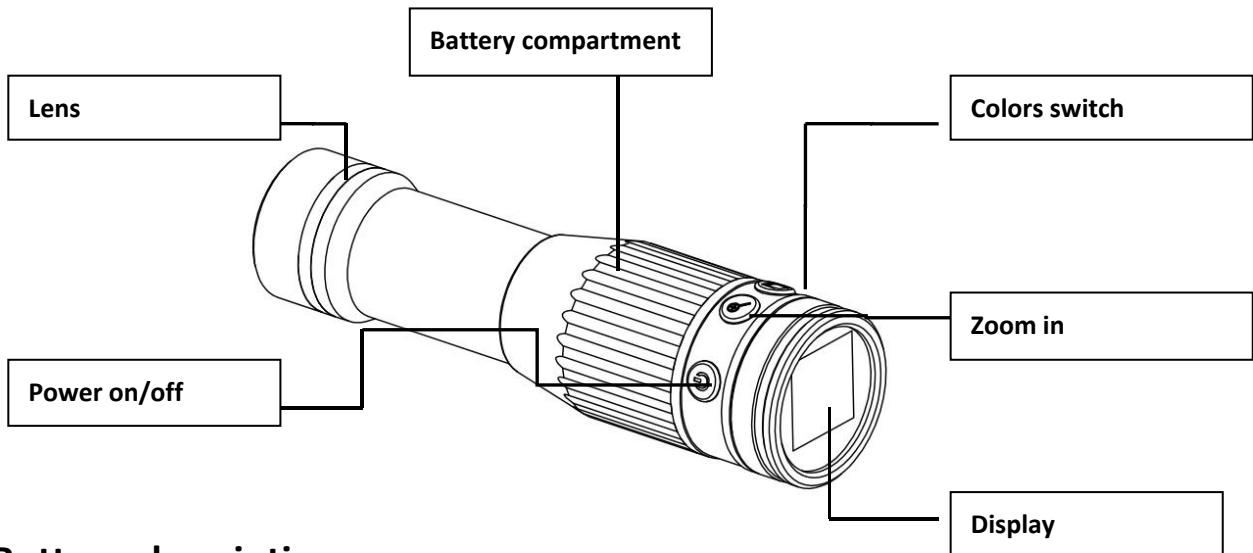


S1 Quick start guide

Button and composition



Buttons description

Power on/off

- Press 3s for power on/off
- Short press to freeze/unfreeze the image


Zoom in




- Short press to switch image during X2、X3、X4
- Press 3s to pop up/exit the cross cursor

Colors switch

- Short press to switch colors

combination +

- Press 3s  to pop up green cross cursor, then press

 and  for 2s together, the cross cursor turns red, press  to

move the cursor axis Y and  the cursor axis X. press

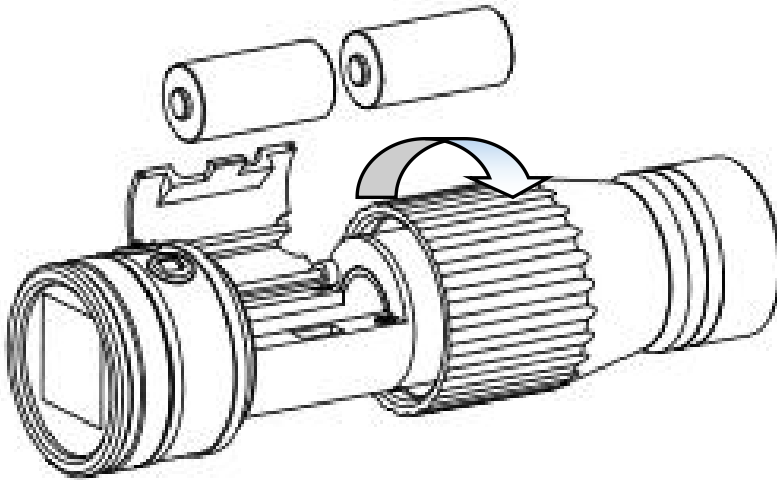


and



, the cursor returns to green.

Battery installation



- It needs 2 CR123AA batteries.
- Counterclockwise rotate the compartment to load batteries.

Notes & precautions

- The uncooled infrared telescope uses a very sensitive thermal sensor, so in any case (power on/off), lens should not be aimed at a strong radiation source (such as the sun, laser beam or reflection, etc.), otherwise it will be damaged permanently!
- The lens is a fixed focus-free lens that does not need to be rotated during use, otherwise it will cause image blur.
- Do not open the case or modify it. Repairs may only be carried out by authorized personnel of the company.

DALI TECHNOLOGY CO LTD

www.dali-tech.com